

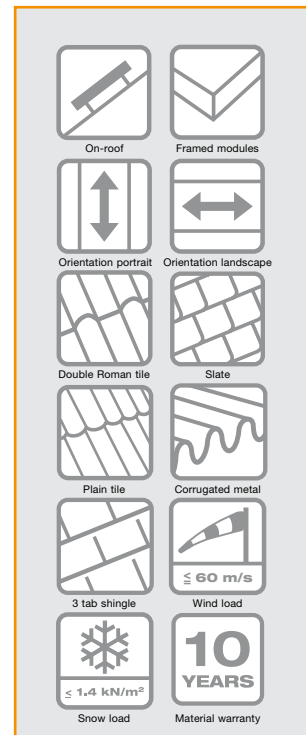

Conergy SunTop III



CONERGY

Conergy SunTop III is a revolutionary system for PV modules on pitched roofs. Conergy has brought together over 10 years of field experience and German engineering to form our

unique, patented aluminum base rails and Quickstone technology to enable easier and faster installations.



Elegant Simplicity. With the Quickstone technology, the Conergy SunTop III offers both an elegant yet simple installation solution which can be mounted easily on any pitched roof with almost every kind of roof material. Once the fixing points are installed, the only installation tool you'll ever need is a simple Allen key.

Significant Savings. The Conergy SunTop III system's unique engineering and high level of pre-assembly will reduce your installation time significantly, as much as 40 % in some cases. Additionally, with only a few rail lengths and the adjustable telescopic end piece, the Conergy SunTop III reduces inventory costs and hassles as well.

Extensive module compatibility. Almost every type of framed module available can be used with the Conergy SunTop III system.

Excellent adaptability. The height adjustment of the base rails from Conergy allows a level PV array to be established, no matter how uneven the roof.

Engineered to high standards. The Conergy SunTop III system design guidelines enable code-compliant installation in all wind regions in Australia. The Conergy SunTop III design tool removes the need for detailed, manual calculations; simply choose your appropriate terrain category and other parameters and the planning aid will provide you with a complete design to comply with AS/NZS 1170.


Guaranteed durability. All components are made of extruded aluminum and stainless steel. The high corrosion resistance ensures a long lifespan. Conergy provides a guarantee of 10 years on the durability of all components.




CONERGY

Photovoltaic mounting systems | Technical data

Conergy SunTop III



Splice technology



Quickstone technology

Overview

- a** Framed PV module
- b** Module clamps
- c** Conergy base rails
- d** L-Foot
- e** Module end clamps
- f** Splice

Installation site	Pitched roof - retrofit
Roof cladding	Suitable for most types of roof cladding (further information available upon request)
Roof slope	Up to 60° ¹
Building height	Up to 20 m
Wind load (Max)	Depending on wind region, to be verified by structural engineer
Snow load	Up to 1.4 kN/m ²
PV modules	Framed
Module arrangement	In rows or columns ²
Module orientation	landscape or portrait
Size of the module array	Any ³
Position of the module array	As required by the site
Possible height compensation	Up to 38 mm standard, 63 mm with optional extension plate
Roof hook separation	Up to 2.5 m ⁴ , depending on site, building height, fastening system and modules used

Standards	AS/NZS 1170
Support rail	Extruded Aluminum (ENAW 6060/6063)
Roof hooks, small parts	Stainless steel and extruded aluminum
Colour	Aluminium
Warranty	10 years durability on materials

¹ Valid for three tab shingles and roof tiles. With metal roofing or similar large surface area cladding, and roof slopes greater than 60°, please contact us in the early stages of your planning.

² According to the orientation of the base rails.

³ Because of the stresses in the rail string caused by temperature expansion, we recommend a maximum length of 10 m per module array.

⁴ Please be aware of the higher levels of wind loads when installing on the corners and edges of a roof. We recommend the use of extra attachment points in these areas. For detailed information, please contact us in the early stages of your planning.

Available from:

SUNTOPIII-TD-AUS-0705